




LATVIJAS UNIVERSITĀTE
INOVĀCIJU
GRANTI
STUDENTIEM

Powered by  Microsoft

Baltic Digital Skills Development Program



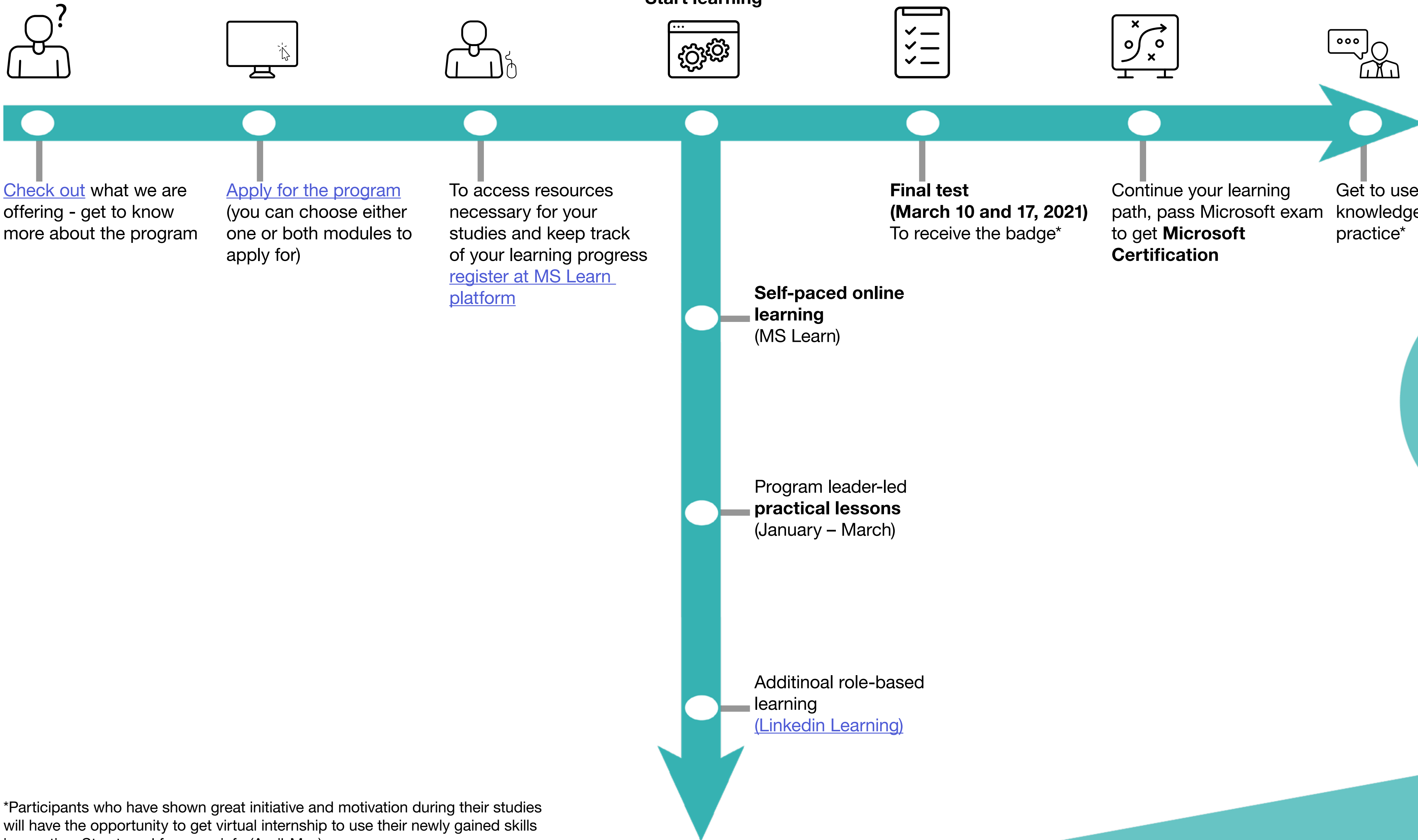
UNIVERSITY
OF LATVIA



UNIVERSITY
OF MANAGEMENT
AND ECONOMICS

Estonian
Business
School
Tallinn | Helsinki




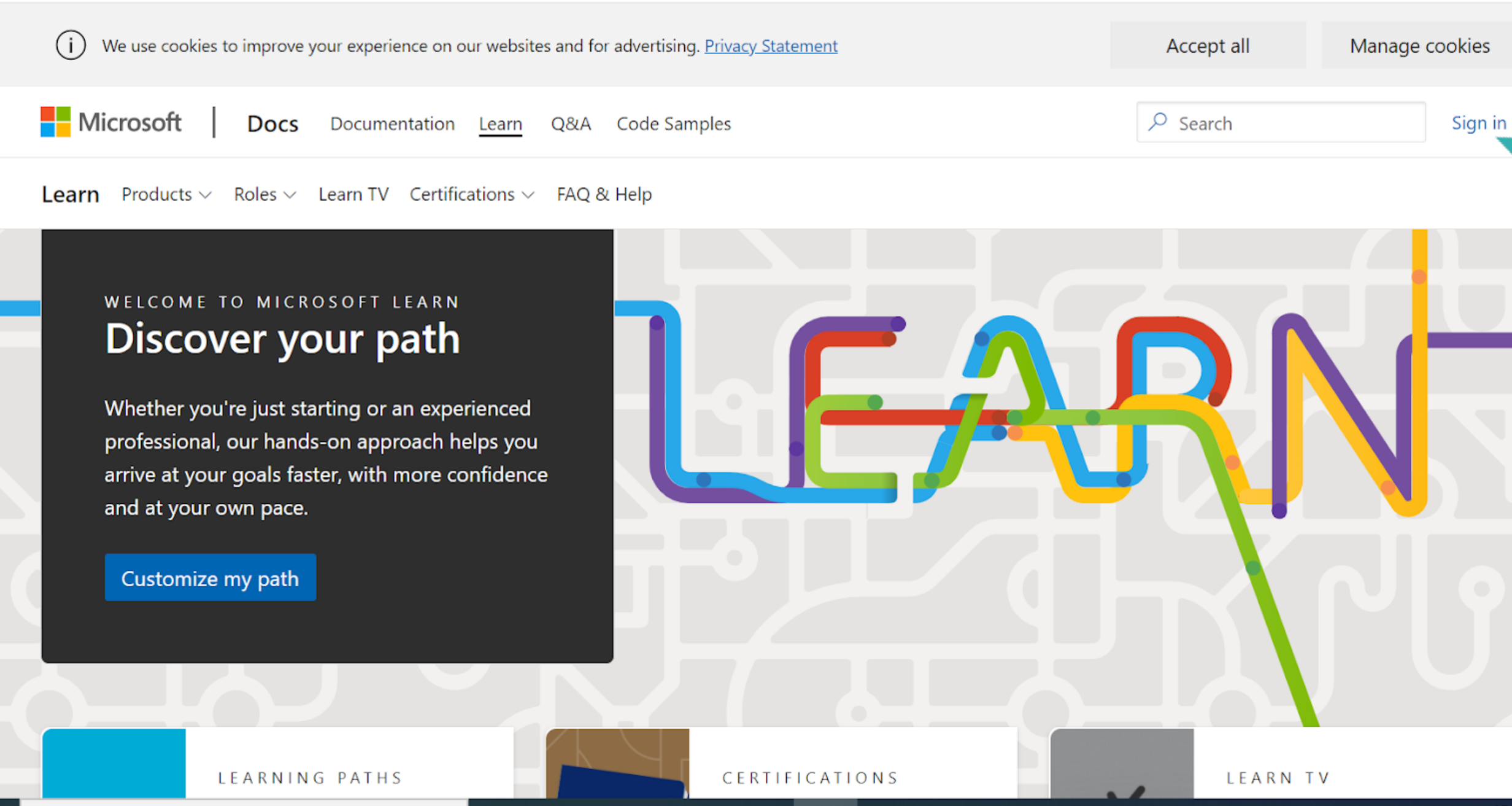


*Participants who have shown great initiative and motivation during their studies will have the opportunity to get virtual internship to use their newly gained skills in practise. Stay tuned for more info (April-May)

- [Module I: Business and Data Analysis](#)
- [Module II : Low-code/No-code platform fundamentals](#)


REGISTER AT MS LEARN PLATFORM to access study materials

Go to <https://docs.microsoft.com/en-us/learn/>



START LEARNING

- Under each module description that you can find in [program landing page](#) you have list of courses that you need to finish
- Click on the learning course and it will take you to that exact course in MS Learn platform



Block 1 (Learn about Power platform, explore what Power BI can do for you)

1. Discover Data analysis
2. Introduction to Power Platform
3. Introduction to Common Data Service
4. Cloud Concepts - Principles of cloud computing
5. Introduction to Power BI
6. Explore what Power BI can do for you
7. Get started building with Power BI

Block 2 (Basics of Power BI reports and dashboards)

1. Create and share your first Power BI report
2. Create a data-driven story with Power BI reports
3. Create dashboards in Power BI
4. How to build a simple dashboard

Block 3 (Start to work with data)

1. Get data in Power BI
2. Perform analytics in Power BI

Opening event [↗](#)

About Programme

Module I: Business and Data Analysis

Module II: Software and Application Development

Apply here [↗](#)

IMPORTANT

- 1) Make sure you are signed-in at all times, so you can follow your progress
- 2) Click on «Start» and begin your learning path

The screenshot shows the Microsoft Learn interface for the 'Introduction to Power Platform' module. The top navigation bar includes the Microsoft logo, links to Docs, Documentation, Learn, Q&A, and Code samples, a search bar, and a user profile icon. Below this, a secondary navigation bar shows 'Learn' as the active section, with dropdowns for Products, Roles, Learn TV, Certifications, and FAQ & Help. A progress bar indicates 'LEVEL 1' and '0/1799 XP'. The main content area displays the module title 'Introduction to Power Platform' with a duration of 21 min and 7 units. It includes a star rating of 4.7 (15,362 reviews) and a 'Rate it' button. Below the rating are tags for 'Beginner', 'Business Analyst', 'Business User', 'Power Apps', 'Power Automate', and 'Power BI'. The description states: 'Learn about the components of Power Platform, the business value for customers, and security of the technology.' Under 'Learning objectives', it lists: 'In this module, you will: • Learn the components and features of the Power Platform • Identify when to use each Power Platform component application to create business solutions • Understand connectors • Learn the value of using the Power Platform to create business solutions'. At the bottom, there are three buttons: 'Start >', 'Bookmark', and 'Add to collection'.

FINISH COURSES

- Click on «continue» until you have finished the course (practise and test your knowledge at the end of each course)
- Then go back to the program landing page with modules and course list
- Repeat until you have finished all the courses under chosen model

Learn

Products

Roles

Learn TV

Certifications

FAQ & Help

LEVEL 1

300/1799 XP

Docs

Learn

Browse

Introduction to Power Platform

Introduction

Unit 1 of 7

Next

Introduction

3 minutes

100 XP

Modern businesses run on data. Users interact with data daily from entering their time for payroll, seeking guidance on existing processes, and analyzing data to make decisions. In our technology driven world, users can be empowered to gain insights from and interact with data all while automating those menial responsibilities that seem to be more burden than job task. Power Platform enables your business to craft solutions while empowering you to unite customized technology to help everyone, from the CEO to the front-line workers, drive the business with data.

In this module, you will:

- Learn the components and features of Power Platform
- Identify when to use each Power Platform component application to create business solutions
- Learn the value of using the Power Platform to create business solutions

Next unit: What is Power Platform?

Continue

Introduction

3 min

Connect to data

3 min

Transform data

3 min

Visualize data

3 min

Build a dashboard

10 min

Collaborate and share

3 min

Knowledge check

3 min

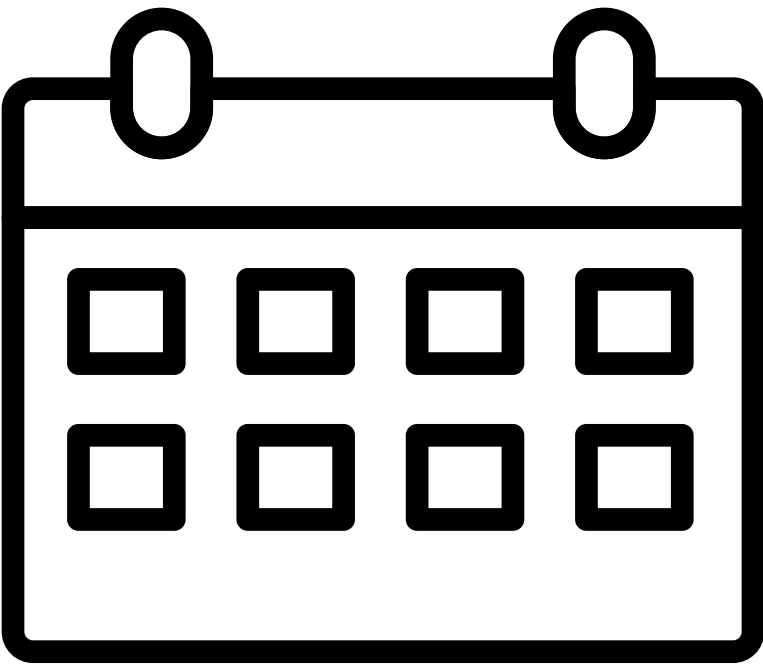
Summary and resources

3 min

Check your knowledge

SAVE THE DATE

SCHEDULE FOR PRACTICAL ONLINE WEBINARS WITH INDUSTRY EXPERTS LED BY
PROGRAM LEADERS AND FINAL TEST* 18:30 PM (GMT+2)



January							February							March						
				1	2	3	1	2	3	4	5	6	7	1	2	3	4	5	6	7
4	5	6	7	8	9	10	8	9	10	11	12	13	14	8	9	10	11	12	13	14
11	12	13	14	15	16	17	15	16	17	18	19	20	21	15	16	17	18	19	20	21
18	19	20	21	22	23	24	22	23	24	25	26	27	28	22	23	24	25	26	27	28
25	26	27	28	29	30	31								29	30	31				

*More info about online webinars can be found in program homepage

PRACTICAL LESSONS AND FINAL TEST

- Practical lessons will be led by **program leaders** and joined by **industry experts** who will share their experience on how to apply the acquired knowledge in practice
- After finishing practical lessons, participants will have a **final test**
- Participants who pass the final test will get a **badge confirming the course completion**
- In addition if participant is willing to continue to improve their skills they can continue self-learning path to **prepare and pass Microsoft certification exam** to get an official certificate confirming the course completion
- Most motivated participants will have **opportunity to get virtual internship** to practise newly acquired digital skills. More information will follow.

